

3.5T
Lifting Capacity

140MM
Drive-on Height

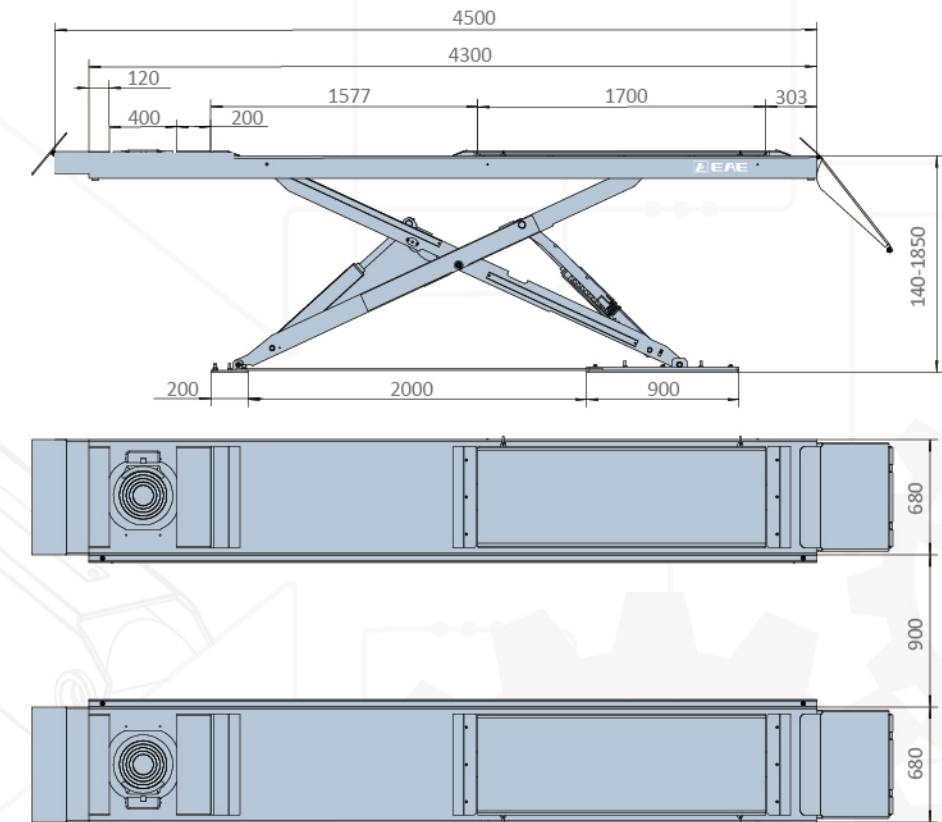
Add-On
Wheel Alignment runway kit (B type)



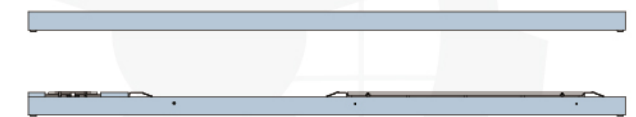
OVERALL DIMENSION



LX35B
(with optional rolling jacks)



- S Flat platforms
- B Added on alignment kit



LX35

LOW PROFILE SCISSOR LIFT

- Six-Cylinder mechanical structure. Reliable mechanical locking system protects against rupture of hydraulic circuit and ensure better mechanical balance when it is engaged.
- Avoid rapid descending caused by leakages of hydraulic system by applying FLOW-CONTROL technique.
- Max height switch limits the travel of runways and ensures cylinders work within the stroke.
- Protect against pinching and shearing using alarming buzzer in descending process.
- 24V safety control voltage.
- Low profile runway design is less demanding on space and suitable for surface installation in basement and other place where it is forbidden to dig a pit.
- Flat and smooth runway (type S) is better for quick body checking service.
- Aluminum motor, no risks of overheating.
- Reserved tracks for optional jacks.
- Modular design meets various practical needs. It is possible to extend S runway to B runway with extra accessories.

TECHNICAL DATA


MODEL NO.	LX35
Lifting capacity	3.5T
Max. lifting height	1850mm
Min. height	140mm
Lifting time	Approx. 55S
Motor	3.5kW/3ph
Air supply	6-8bar
Platform width	680mm
Weight	2200kg
Electricity supply	According To Customer Needs




* Machine shown with optional equipment. Actual product appearance may differ.



Reserved tracks for optional jacks




Turntable (Optional)



Add-on alignment kit



Mechanical Safety Lock



Low profile runway, 140mm initial drive-on height